



MDA MEDICAL PRODUCTS CATALOGUE

AIDS TO DAILY LIVING



Kitchen Helpers



Waterproof Clothing Protector

Latex-free, to protect lap-to-neck spills, front Velcro fastener, polyester/cotton, lined with 100% waterproof nylon, 20"W x 36"L, machine wash and dry.

Sammons Preston #C9205-54

(A) 049752 Each



Jar Opener

"Good Grips" soft rubber grips that won't slip even when wet. Dishwasher safe. *Parsons #16K205A*

(B) 049736 Each



One Touch Can Opener

Compact one touch can opener (6.5" x 1.5"). Place the unit on top of the can, press the button and watch it go. No sharp edges. Uses 2 AA batteries.

(C) 047646 Each



Cutting Board

Ideal for people with the use of only one hand. White food grade polypropylene, stainless steel spikes to hold food in place, mounted on 4 suction cups for secure anchoring, 1.2 cm (1/2") high corner guards, 30 cm x 30 cm (12" x 12"). *Parsons #16K013*

(D) 047665 Each

Combination Cutting Board with Knife

Cutting board and attached chef knife that can be used in a chopping motion, knife is removable for cleaning and sharpening, board is mounted on four suction cups, 46 cm x 30 cm (18" x 12").

Parsons #16K016

(E) 047666 Each




(A)




(B)



(C)



(D)



(E)


Tableware & Accessories

Double-Handled Mug

10 oz. clear plastic mug, double handles make drinking easier for people with a weak grasp or tremor. No lid, 295 ml (10 oz) capacity, wide base resists tipping, dishwasher safe, microwaveable.

Parsons #16T126

(A) 070000 Each



Drinking Spout Lid

Used with double-handled mug, spout can be used for drinking, or a straw can be inserted and the air hole regulates flow, dishwasher safe. Parsons #16T163

070001 Each

Weighted Double-Handled Mug

Weighted base (285 g) and double handles help manage hand tremors, with lid, 295 ml capacity, clear plastic, not submergable.

Parsons #16T127

(B) 070009 Each



Round Scoop Dish



Latex-free, extra thick melamine plastic, with reinforced rim and base, grooved lip, non-skid bottom, sloped at front for easy use, great for those with use of only one hand, dishwasher and microwave safe, white, 9" (23 cm). Parsons #16T115

(C) 047705 Each





Utensils

Comfort Grip Cutlery

Cutlery set, straight. Latex-free, soft vinyl coating with finger indentations $\frac{7}{8}$ " wide, dishwasher safe, weight approximately 85 g (3 oz). Includes: one each of knife, fork, soup spoon and teaspoon. *Parsons #16T090*
(A) 047717 Each

Featherlike Cutlery

Cutlery set, straight. Very light weight, 1" diameter handle, slightly tapered and textured to enable easy grip, sealed to prevent water seepage, dishwasher safe, 48 g (1.7 oz). Includes one each of knife, fork, soup spoon and teaspoon.
Parsons #16T090-2

(B) 047798 Each

Weighted Cutlery

Cutlery set, straight. Latex-free, reduces hand tremors, comfort grip, 226 g (8 oz). Includes one each of knife, fork, soup spoon and teaspoon. *Parsons #16T090-3*

(C) 047758 Each

Utensil Accessories

Cutlery Foam Tubing

Black closed cell foam padding, 36" length, cut as needed to build up handles of utensils, dishwasher safe up to 180°, inside hole $\frac{3}{8}$ ", outside diameter $\frac{1}{4}$ ".
Parsons #16T045

(D) 047736 Each

Utensil Holder

Adaptive pocket for everyday utensils. 1" wide nylon with velcro closure.

Parsons #16T062

047650 Each

Blood Pressure Monitoring Supplies

Blood Pressure Monitor

With AC adaptor and cuff, easy to use, one button operation, fully automatic

With small size cuff, 6.3" – 9.4"

Life Source #UA-767PCNSAC

(E) 058482 Each

With medium/large cuff, 8.6" – 16.5"

Life Source #UA-00767FAM

058483 Each

Replacement Cuffs

Small, 6.3" – 9.4" *Life Source #UA-279*

(F) 058485 Each

Medium, 9.4" – 14.2" *Life Source #UA-280*

058486 Each





Shower Aids



Hand-Held Shower

Lightweight, 3 spray settings with on/off switch to pause water flow. Stainless steel 80" tangle-free hose. *Drive #770-980*
(A) 048694 Each

21" Long-Handled Sponge

For personal cleansing or cleaning, rectangular sponge, epoxy-coated aluminum with vinyl hand grips, lightweight, handle length 53 cm (21"). *Parsons #16B122*
(B) 047724 Each

30" Long-Handled Sponge

Extra long handle helps to clean without stretching or bending, rectangular sponge, epoxy-coated aluminum with vinyl hand grips, handle length 76 cm (30"). *Parsons #16B125*
(C) 047725 Each

Bath Mats

Full Length Bath Mat

Provides safety and comfort for the whole length of tub, soft and pliable rubber, anti-slip textured and contoured surface provides natural suction to tub, 16" x 41". *Parsons #16B084*
(D) 046805 Each

Bath Mat

Mould and mildew resistant, soft and pliable rubber textured surface, anti-slip with suction cups, easy drainage, 35½" x 15¾". *Drive #12950*
046804 Each

Textured Safety Strip

Pull-and-stick strips easily secure to tub's floor for a safe non-slip surface, white, approximate size ¾" x 17", 6 strips/pkg. *Parsons #16B085*
(E) 047734 Package



Commode Chairs

Ocean Standard Commode

The Ocean Commode is a multi-functional stainless steel Ocean with maximum adjustability. It can be used as a commode chair, shower chair or bedside commode. The rust-proof frame also makes this unit ideal for pool-use. The Ocean has a seat height adjustment range of 5" so that it will fit over most toilets. Commode pan with lid included. Tool-free seat height adjustment range of 5" to fit over most toilets, tension adjustable backrest is machine washable. Removable height-adjustable swing-away footrests with adjustable heel loops and four 5" casters with wheel & swivel locking mechanism, ergonomically designed flip-up arm rests and "knock-down" concept for easy transport and travel, soft seat sold separately. Seat depth 19"; seat width 19"; seat to floor height 18.5" – 23"; overall width 22"; overall length 36.5"; recline angle 0' anterior tilt, 5' posterior tilt, product weight capacity 330 lbs.

(A) 063710 Each

Ocean VIP Tilting Commode

The Aquatec Ocean VIP is a tilt-in-space shower commode that has a stainless steel frame and provides plenty of sophisticated details, like the effortless height adjustment and the advanced tilting function. This shower commode chair addresses pediatric or adult clients. The capability for multiple adjustments is a very important feature as it accommodates the growth of a pediatric client and the changing needs of an adult user. Height adjustable in three steps, no tools necessary, stainless steel frame and parts are completely corrosion free, stable and durable tilting mechanism, range of 0-40 degrees, high-quality castors with a swivel lock and a directional lock on one rear castor, making it easy to maneuver. Blow mould seat for high comfort, all components have smooth surfaces and are easily detachable for cleaning without use of tools. Seat depth 19"; seat width 19"; seat to floor height 18.5" – 23"; overall width 29"; overall length 39"; height adjustment 40.5" – 45.5"; product weight capacity 330 lbs.

(B) 063711 Each

Commode Chair Accessories

Anti-Tippers

For additional safety, for use with Ocean VIP 63711 only.

063705 Each

Aquatec Ocean Padded Chest Belt with Stainless Hardware

The new Aquatec Ocean padded chest belt is comfortable, soft, and machine washable. It attaches easily to enhance patient comfort and positioning on the Ocean Series commodes. The belt has an adjustment range of 38.5" to 43.3" (98-110 cm). The mounting hardware and grommets are stainless steel and will not rust, machine washable, hot, 60°C (140°F), for extra sanitizing, the belt can be machine washed, very hot, 70°C (160°F) with bleach.

(C) 063706 Each

Commode Chair Accessories

Lateral

Enhance your Ocean Commode by adding adjustable lateral supports to provide necessary trunk support where upper body control is limited or in question. Simple installation onto Ocean commodes. Adjustable height and depth. Urethane pads are latex-free non-absorbent and easily cleaned, stainless steel construction. Fits Ocean and Ocean VIP.

063708 Each

Aquatec Ocean Special Soft Seat

The Aquatec Ocean Special Soft Seat enhances client comfort and positioning will help protect users at risk of skin breakdown during daily hygiene. The soft, ergonomic and watertight seat features a non-slip textured surface and Gore-Tex® membrane. For Ocean and Ocean VIP.

(A) 063709 Each

Soft Seat Insert

For use with all Ocean models, with hygiene recess.

063707 Each

Aquatec Ocean Padded PELVIC Belt with Stainless Hardware

The new Aquatec Ocean padded chest belt is comfortable, soft, and machine washable. It attaches easily to enhance patient comfort and positioning on the Ocean Series commodes, the belt has an adjustment range of 38.5" to 43.3" (98-110 cm), the mounting hardware and grommets are stainless steel and will not rust, machine washable, hot, 60°C (140°F), for extra sanitizing, the belt can be machine washed, very hot, 70°C (160°F) with bleach.

(B) 063712 Each

Safety Bar

For additional security. Easy assembly. Padded Grip.

063713 Each

Gel Pads

Action Gel Commode Pad

16" x 16" x 5/8" closed front, Action® Commode Chair Pad provides comfort and relief from pressure and shear. Hook & Loop make the product easy to attach, use and maintain. *Com1616*

(C) 063923 Each

Action Gel Commode Pad

18" x 18" x 1" open front Hook & Loop make the product easy to attach, use and maintain. *Com1818*

(D) 063924 Each

Action Gel Adaptive Pad

18" x 18" x 5/8" Action® Gel Adaptive Pads have multifunctional applications for traditional and non-traditional seating challenges. Pads can be cut up and used for spot protection on products such as arm pads, foot plates, head/leg rests and splint/braces. When used as a cushion the Adaptive Pad is intended for comfort only, not medical intervention. Note: If 1/2" and 5/8" are used for a seating cushion, pad must be used with an Action® brand cover for warranty to be in effect. *Action 531818*

063925 Each

Cover for Action Gel Adaptive Pad

18" x 18" x 5/8" basic cover is for all Action® polymer gel adaptive pads. The black ponte fabric has a non-skid bottom and opens on three sides with a ring zipper for easy opening and closing. It is CAL133 approved, machine washable and tumble dry. It fits the flat, pebble, or cube pads.

063926 Each



(A)



(B)



(C)

(D)



(A)



(B)



(C)

FRAME ONLY
TOILET NOT INCLUDED



(D)

Raised Toilet Seats

Raised Toilet Seat

Lightweight, easy fitting and removing, secures firmly with two L-shaped brackets (included), front and rear cutouts for easy personal cleaning, all-plastic, smooth, contoured surface, slightly sloped toward the front to help getting on and off, deep splash guard to minimize accidents, easily adjusts to fit most sizes and shapes of toilets, supports up to 420 lbs.

Savannah

2", 15.75"L x 16.25"W x 2"W at front.

#CAA2112

(A) **046871 Each**

4", 15.75"L x 16.25"W x 4"W at front.

#CAA2114

046873 Each

6", 15.75"L x 16.25"W x 6"W at front.

#CAA2116

046874 Each

Raised Toilet Seat with Arms

Raised 5" high, front locking mechanism for easy installation, tool-free arms can be removed/added as needed, elongated, seat dimensions 15.5" x 17", width between arms 21", weight capacity 300 lbs.

Drive #12013

051042 Each

Toilet Seat, Raised 3"

Lightweight and easily portable, adjustable twist and lock clamps locks securely to most sizes and shapes of toilets, moulded plastic, no assembly required, weight capacity 250 lbs, 3"H x 15"W x 16.5"D.

Professional Care Products #7019

(B) **047825 Each**



Adjustable Toilet Frame

Attaches under the toilet seat, height adjusts from 25.5" – 29.5", weight capacity 300 lbs. *Drive #12001*

(C) **048699 Each**



Toilet Aid – Buckingham Easy Wipe

15" long, rounded soft smooth design, latex-free ergonomic shape for people with limited dexterity. Simple uncomplicated mechanism grips toilet tissue firmly and releases it cleanly – no need to touch tissue after wiping, works equally well with wet wipes, carrying case included.

Parsons #16B082A

(D) **062423 Each**

Bath Chairs

Otter Bath Chair

Size 1, small, standard vinyl covered nylon fabric, seahorse green, seat depth 13", back height 18", user height up to 36", outside overall length 36.5", overall width 17", inside width 14.5", product weight 11 lbs, seat and back are angle adjustable and have 5 angles - 0, 22.5, 45, 67.5, 90 degrees, seat and back uni-bars for one handed adjustment, lateral support, leg straps, adjustable slip resistant legs raise chair 7", folds flat, weight capacity 60 lbs.

Otter #OT1000

(A) 070004 Each

Size 2, medium, standard vinyl covered nylon fabric, seahorse green, seat depth 13", back height 25", user height 32-50", outside overall length 42", overall width 17", inside width 14.5", product weight 12 lbs, seat and back and angle adjustable and have 5 angles - 0, 22.5, 45, 67.5, 90 degrees, seat and back uni-bars for one handed adjustment, lateral support, leg straps, adjustable slip resistant legs raise chair 7", folds flat, weight capacity 120 lbs.

Otter #OT2000

(B) 070005 Each

Otter Bath Chair Accessories

Lateral Supports

Used as lateral or head supports and positioned anywhere on the frame, height and width adjustable, for Otter bath chairs only. Otter #OT8000

(C) 070006

Shower Stand

Quick-release locks securely hold the bath seat in place, on castors, 24"W x 33"L x 21"H, for use with Otter bath chairs only.

Otter #OT8020


(D) 070007

Tub Stand

Quick-release locks allow chair to be easily attached or removed height adjustable 5"-10". for use with Otter bath chairs only.

Otter #OT8010

(E) 070008



Bath Seats

Contour Deluxe Bath Chair

Comfortable seating environment with stable foundation, bacterial and fungal resistant ComfortMesh cover, adjusted back seat tilts from 30 - 70 degrees, two standard positioning belts, seat height above floor 2" - 4". Drive

Small, weight capacity 100 lbs
#BCCD-8500S

(A) 046842 Each

Medium, weight capacity 130 lbs
#BCCD-8600M

046843 Each

Large, weight capacity 180 lbs
#BCCD-8700L

046844 Each

Bariatric Bath / Shower Chair

Bath/Shower chair with cross brace, back, blow molded plastic seat, aluminum frame, height adjustable 16.5" x 21.5", seat size 16.5" x 16.5", outside legs 21.25" x 18.5", weight capacity of 600 lbs. Drive #12029
(B) 075540 Each

Bath Seat with Back, Suction Cup Feet

Aluminum frame, suction cup feet, right or left hand holder for shower hose, blow moulded plastic seat with drainage holes, weight capacity of 250 lbs, adjustable seat height 14" to 20", 19.5"L x 16.5"W.

Dana Douglas #1465

046807 Each

Bath Seat without Back, Suction Cup Feet

Aluminum frame, suction cup feet, right or left hand holder for shower hose, optional right or left hand red handle (SAP 046812), blow moulded plastic seat with drainage holes weight capacity of 250 lbs, adjustable seat height 14" to 20", 19.5"L x 16.5"W.

Dana Douglas #1460

046811 Each

Bath Lift



Bath Lift

Reclines 10-40 degrees, includes battery, charger, cover mats, suction cups and a hand control, lateral back support, seat depth 19", seat width 15", back height 26", washable cover mats, 300 lbs.

Invacare Aquatec R

(C) 054064 Each



Grab Bars

Note: Grab bar and transfer pole orders installed by MDA require a completed Grab Bar & Transfer Pole Installation Form. For indoor use only.



Left-Angle Grab Bars

Left-hand side, 16" x 24", 1" diameter, knurled for a sure grip and triple plated, bars are 1.5" (4 cm) from wall, left hand grab bars form an "L" shape when mounted, adjustable flanges for easy installation.

Parsons #16B136A-2

050696 Each



Right-Angle Grab Bars

Right-hand side, 16" x 24", 1" diameter, knurled for a sure grip and triple plated, bars are 1.5" (4 cm) from the wall, right hand grab bars form a backwards L shape when mounted, adjustable flanges for easy installation. Parsons #16B138A-2

(A) 050697 Each



Grab Bars

Curled bar for grip, 11 gauge steel, bar diameter 1.5" and 1.5" wall clearance.

Parsons

.....
12" Long. #16B130A

047194 Each

.....
16" Long. #16B131A

047195 Each

.....
18" Long. #16B132A

(B) 047196 Each

.....
24" Long. #16B134A

047197 Each

.....
32" Long. #16B135A

047198 Each



Clamp-On Grab Bar

Clamps onto tub, tool-free installation, non-skid rubber pads protect tub surface, bi-level hand grip, top grip handle height 15". Parsons #1250

(C) 047193 Each



(A)



Bed Accessories



Bedside Rail, Arcorail

Universal, height adjustable, light-weight, handle rotates 360°, no tools required to attach, fits queen, double, twin, single beds, not intended to support full weight of user, suitable for users weighing up to 300 lbs. Cannot be used on MDA hospital beds.

Parsons #16H400A

(A) 047706 Each



M-Rail

Home Bed Assist Handle. Provides support when getting in and out of bed. M shape allows for multiple hand positions and multiple crossbars create easy grip for any height use. Extra long safety strap wraps around mattress or box spring to ensure a secure fit. Easy, quick assembly. Includes accessory pouch. Weight capacity 300 lbs.

Drive 1222P

060369 Each

Fall Mat

Reduces the impact of an accidental fall from bed, grey, molded polyurethane foam, beveled edges, non-skid bottom, tapered edge to equipment access, 72" x 24" x 0.75", wipes clean, puncture resistant, durable. PrimeMat PM20GA

070002 Each

Bed Wedges

Pillowcase included, for head, back or leg elevation, 24" x 24". Parsons

7" High, 15° angle. #18H020A

(B) 047813 Each

10" High, 23° angle. #18H022A

047814 Each

12" High, 27° angle. #18H024A

047815 Each

Geo-Matt Bed Wedge

Flame retardant foam, segmented surface provides pressure dispersion while supporting trunk at a 30 degree angle, can be used to support arm or leg in side lying or at the foot of the bed to prevent sliding in supine or gatched position, 7.375" x 11.625" x 20".

Span America #50960-301

(C) 053921 Each

Lift Accessories

Leg Lift Straps

35" long, 6.5" loop on each end, centre section has rigid aluminum slat inside, made of 2" webbing for comfort.

Parsons #16D045

(D) 051045 Each



(B)



(C)



(D)

Dressing Aids

Deluxe Button Hook

Great for people with poor dexterity or with only one hand to do up buttons. Large handle with Comfort Grips.

Parsons #16D021

(A) 047645 Each

Metal Shoehorn

Avoid bending to put on shoes! Durable and lightweight with hang up hole, 23" long. Drive RTL2046

(B) 047711 Each

Dressing Stick with Shoe Horn

Push/pull S-hook at one end and long handled shoe horn at the other end, closed cell foam grip along entire handle, 30" long.

Parsons #16D060A

(C) 047726 Each

Dressing Stick with Zipper-Pull

Hook at one end and a zipper-pull at the other end, wooden shaft, 24" long.

Parsons #16D013

(D) 047727 Each



Elastic Shoelaces

Heavy-duty laces allow shoes to be pre-tied and slipped on and off.

Sammons Preston

37", black. #16D004-1

(E) 049712 Pair

37", white. #16D044

(F) 047713 Pair

Flexible Stocking Aid

Flexible with nylon webbing straps, curved shape holds stocking on the aid while pulling up the leg, 9.5"L x 4.5"W.

Parsons #16D005

(G) 047729 Each

Folding Sock Aid

Double hinged blade allows wings to fold, centre panel has raised pebbled slide strip to reduce friction, outside edges have large bead running around them to protect stockings, wide web strap pulls, tip can be used as a long shoehorn.

Parsons #16D030

049733 Each

Stocking Aid

Latex-free, folding, covered with non-slip terry towel, two 28.5" loop handles, nylon coated.

Sammons Preston #2087

(H) 054063 Each

Personal Comfort Aids

Wheelchair Gloves

Latex-free, half-finger, open mesh back, elastomer padded palm with no-slip grip, absorbs shock, vibration and pressure, Velcro wrist straps, colour tan

Medium. Parsons #16C017AM

(I) 047693 Pair

Large. Parsons #16C017AL

047694 Pair

Miscellaneous Home Aids



Furniture Risers

Sturdy blocks made of multi-laminated plywood, 5" square.

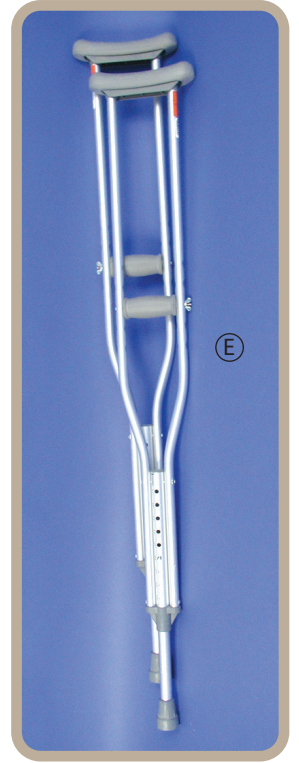



3" to 6" height. Parsons #16H182A

(J) 047707 Each

2" to 3" height. Parsons #16H182-2

059571 Each





Canes, Crutches & Accessories

Standard Handle Cane

Adjustable 29.75" - 38.75", standard handle, aluminium, weight capacity 300 lbs.

(A) 048211 Each

Heavy-Duty Cane

With offset handle, adjustable, comfort grip, 27.75" - 36.75", weight capacity 500 lbs.

(B) 054065 Each

Adjustable Cane

Round foam handle, built-in ice pick, bronze colour, rust-proof anodized aluminum, no-slip rubber tip, adjustable 30" - 39", weight capacity 250 lbs.

(C) 049831 Each

Quad Cane, Small Base

Four point base with offset handle for stability and support. Contoured grip conforms to hand and helps reduce impact shock transfer, handle height adjusts 30" - 39", weight capacity 300 lbs.

045604 Each

Bariatric Crutches

Two button folding crutch, contoured underarm design, for patients 5'2" - 5'10", push button height adjustable 46" - 54", weight capacity 500 lbs. *Drive*

(D) 054366 Each

Aluminium Crutches

Adjustable, high density rubber cushions and hand grips, adjusts in 1" increments, weight capacity 350 lbs.

Fits 4'6" - 5'2" tall (Youth)

064601 Pair

Fits 5'2" - 5'10" tall (Adult)

(E) 048693 Pair

Fits 5'10" - 6'6" tall (Adult tall)

039119 Pair

Cleats for Ice Canes

Ice-O-Grip pick attachments make walking on ice and snow safer, fits all standard canes and crutches. Star tip. **Does not fit MDA quad canes.** *Drive*

045608 Each

Forearm Crutches

Vinyl coated ergonomically contoured arm cuffs, and vinyl handgrips, weight capacity 300 lbs.

For adults 5'0" - 6'2".

051009 Each

For adults 5'10" - 6'6".

051010 Each

Platform Attachment for Crutches

Adjustable, permits exact angle fitting to meet user's needs, can be used on the left or right hand without removing from the crutch, adjustable strap.

054370 Each



Folding Walkers

2-Wheeled Folding Walker with Glide Tips

Sturdy aluminum construction for maximum strength, trigger release with 5" fixed wheels, ribbed contoured handgrips.

Junior size, height adjustments 25.5" - 32.5", weight capacity 350 lbs. Drive #10227-4

(A) 054368 Each

Adult size, height adjustments 32.5" - 39.5", weight capacity 350 lbs. Drive #10226-4

062424 Each

Walkers

Bariatric Walker

Two button folding, adjustable 32" - 39", inside width between hand grips 20.5", comes equipped with dual release buttons, lightweight, steel legs and side braces, weight capacity 600 lbs. Drive #10220-1

(B) 054367 Each

Wheels for Bariatric Walkers

5" fixed, two wheels/attachment, provides smooth ride on a variety of surfaces, only for use with walker SAP #054367.

Drive #10118SV

(C) 054382 Each

Walkers

Dana Douglas 4200DX Low Model, 4-Wheeled Walker

Indoor use, 6" wheels, lightweight aluminium, 12 lbs, "push-to-lock" braking system, seat and basket, overall width 23.5", overall length 24", distance between handles 17.5", distance between rear wheels 19.75", seat height 21.75", seat size 12" x 12", adjustable handle heights 32.5" - 37", 242 lbs weight capacity.

Dana Douglas 420522

(A) 046733 Each

Dana Douglas, 4200DX Super-Low Model, 4-Wheeled Walker

6" wheels, steel frame and basket with baked enamel coating handles and backrest, "push-to-lock" braking system, overall width 22.5", overall length 24", distance between handles 16.5", distance between rear wheels 18.75", seat height 18.75", seat size 12" x 12", adjustable handle heights 30" - 34", 242 lbs weight capacity. Dana Douglas #420518

(B) 048678 Each

Dana Douglas, 4200 SWX Series 4-Wheeled Walker

Low model, 8" wheels, lightweight aluminum comes with an oversized padded seat, detachable backrest, basket, "push-to-lock" braking system, overall width 27", overall length 27", distance between handles 24", distance between rear wheels 22.5", seat height 22", seat size 21.5" x 14", adjustable handle heights 30.5" - 36.5", 500 lbs weight capacity.

Dana Douglas #4220223

051033 Each

Trillium Walker Regular

Black, locking transport strap, collapsible basket, cable free braking, padded seat, wide back strap, seat height 21", seat width 18", handle height 31.5" - 34.5", 300 lbs weight capacity.

Evolution EVO-WIR63

(C) 076461 Each

Trillium Walker Tall

Black, locking transport strap, collapsible basket, cable free braking, padded seat, wide back strap, seat height 24", seat width 18", handle height 34.5" - 37.5", 350 lbs weight capacity.

Evolution EVO-WIT63

076472 Each



(A)



(B)



(C)

Helpful Symbols



Requires installation by MDA Medical Equipment Technicians. Call 204-945-6376 to arrange a convenient appointment.



Latex-free product



Medical equipment products available for rental only through the Home Care Equipment Program.



Special order products. MDA maintains contracts for these items to give you the best possible pricing. These items are not stocked at MDA but ordered on an "as needed" basis. Delivery time: 10-14 days.



Walkers

Xpresso Walker Regular

Black, "X" style folding, collapsible basket, cable free braking, padded seat, seat height 21", seat width 18", handle height 30.5" - 34.5", 300 lbs weight capacity.

Evolution WXR51

(A) 075581 Each

Xpresso Walker Tall

Black, "X" style folding, collapsible basket, cable free braking, padded seat, seat height 24", seat width 18", handle height 33.5" - 40", 350 lbs weight capacity.

Evolution WXT51

075582 Each

Nexus III Walker – Standard Model

Standard model 4-wheeled walker for indoor-outdoor use. Has 8" wheels, lightweight aluminum "X" frame design that can be folded side to side, cable free braking system, foam cushioned seat, padded back strap, and soft bag. Overall width 23", width between handles 17.5", distance between rear wheels 18.5", seat height 24", seat size 16" x 9.5", adjustable handle heights 32.5" - 39.8", "push to lock" braking system, weight capacity 441 lbs.

HumanCare 470024

061933 Each

Nexus III Walker – Low Model

4-wheeled walker, low model, for indoor/outdoor use, 8" wheels, lightweight aluminum, has "X" frame design which allows for it to be folded side to side, cable free braking system, foam cushioned seat, padded back strap, soft bag, overall width 23", width between handles 17.5", distance between rear wheels 18.5", seat height 22", seat size 16" x 9.5" adjustable handle heights 30.5" - 36.5", weight capacity 441 lbs.

HumanCare 470022

(B) 051034 Each

Nexus III Walker – Super Low Model

Standard model 4-wheeled walker for indoor-outdoor use. Has 8" wheels, lightweight aluminum "X" frame design that can be folded side to side, cable free braking system, foam cushioned seat, padded back strap, and soft bag. Overall width 23", width between handles 17.5", distance between rear wheels 18.5", seat height 19", seat size 16" x 9.5", adjustable handle heights 30.5" - 34.1", "push to lock" braking system, weight capacity 441 lbs.

HumanCare 470018

061934 Each

Walker Accessories

Platform Attachment for Walkers

Designed for those unable to grip the walker. Forearm cradle with soft vinyl padding. Large top bracket to place attachment over the hand grip. Adjustable strap securely holds arm in place. Weight capacity 300 lbs.

Drive #10105

(C) 054369 Each

Reachers

24" Reacher

Ergonomically designed full hand trigger, slip-resistant jaws, magnetic tip, dressing hook. Parsons #AA8054Y

(A) 049703 Each

26" Reacher

Weighs only 6 oz, magnetic tip, lightweight aluminium, rustproof and waterproof. Parsons #16H040

046737 Each

32" Reacher

Weighs only 8 oz, magnetic tip, lightweight aluminium, rustproof and waterproof. Parsons #16H041

(B) 046736 Each

40" E-Z Reacher

Full-hand trigger, lightweight aluminum, rustproof and waterproof, flexible rubber tip. Parsons #16H349A

(C) 049704 Each

30" E-Z Reacher with Locking Jaw

Full hand trigger, lightweight aluminum, rustproof and waterproof, flexible rubber tip. Parsons #16H350A

(D) 046738 Each

Transfer Sliders

Maxi Slide Transfer Sheet

Sliding system provides low friction transfer, 68" x 28.75", purple. #NSA0500

051501 Each

Maxi Slide Tube


Protects the patient's heels from shear and friction during in bed repositioning and transfers, 23" x 26.8" when tube is flat, orange. #NSA0600

051658 Each

Maxi Transfer Tube

Full bed length tubular sliding sheet for lateral transfers. 77" x 26.8" when tube is flat, blue. #NSA0700


049779 Each




(A)



(B)



(C)



(D)

Transfer Aids

Note: Grab bar and transfer pole orders installed by MDA require a completed Grab Bar & Transfer Pole Installation Form.

Transfer Belt

4"W, with quick release buckle and six handles, washable. *Sunnyfield*

Small, waist size 22" - 35".

047752 Each

Medium, waist size 26" - 46".

(A) 047753 Each

Large, waist size 32" - 54".

047754 Each

X-Large, waist size 35" - 62".

047755 Each



Super Pole

Basic, pressure-fit support system, can be installed in minutes with basic tools (simple jackscrew), provides 360 degree support for any transfer almost anywhere in your home, accommodates ceiling height from 93" - 99", weight capacity 300 lbs. *HealthCraft SP-S*

(B) 048697 Each



Heavy-Duty Super Pole

Designed for those requiring assistance for safe standing or transferring, pressure-fit support system installed between a floor and ceiling, accommodates ceiling height from 93" - 99", weight capacity 450 lbs.

HealthCraft SP-HD

049741 Each



Arm Support for Super Pole System

To be used with SAP-048697 and SAP-049741, horizontal pivoting and locking bar that mounts to Super Poles, lock every 45 degrees to assist with standing or sitting, automatically locks when released preventing forward or lateral falls, heavy-gauge steel, 1.5" diameter, 16" length.

HealthCraft SPB-AK


(C) 051043 Each



Extender for Super Pole – Uni-fit

Increase the floor to ceiling range on Super Pole SAP 048697 only. The extension tube installs between the pole and the top plate to increase the height range from 93" - 99", to 100" - 120".

059416 Each



Transfer Benches

Heavy-Duty Transfer Bench

Durable blow-molded bench with textured surface and drain holes, aluminum frame with added cross for stability, wide based tips and suction cups, converts easily for right or left hand transfers, seat to floor height 18" - 24.25", seat dimensions 25"W x 15.5"D, weight capacity 500 lbs.

(A) 046831 Each

Padded Transfer Bench

Aluminum frame, comfortable cushioned seat and backrest, reversible backrest to accommodate left or right transfers, height adjustable ½" increments, seat to floor height 17.5" - 21.75", seat dimensions 24"W x 16"D, weight capacity 400 lbs.

(B) 048696 Each

Probasics Transfer Bench

Blow-molded bench with textured surface and drain holes, corrosion proof aluminum frame, wide based tips and suction cups, converts easily for right or left hand transfers, height adjustable in 1" increments, seat to floor height 19" - 23", seat dimensions 25"W x 16"D, weight capacity 300 lbs.

(C) 046832 Each

Modular Transfer Bench

The bench comes with a small bath seat with 2 legs. The large bath seat with a back can be removed in order to close a shower curtain or door. It has easy-install interlocking parts and ergonomically placed drainage holes for continual water drainage. Seat to floor height: 15"-21", seat depth: 16.25", seat width: 30.5", weight capacity 250 lbs. *Dana Douglas #1475*

060714 Each

Bath Board

Bath Board

Aid to bathing, includes handle for added security, adjustable rubber stops on the bottom allow the board to be adjusted from 12.5" - 21.6", weight capacity 300 lbs. *Bios Medical LF773*

049751 Each

Amputee Boards

Knighthawk Amputee Board

Super-lightweight construction, ultra-thin design, made of multi-laminate wood, carry strap front with tie down strap at back. 16"W x 18"D.

Knighthawk #089-11801618

049774 Each

Stump Cushions

Stump Cushion

To be used with Knighthawk amputee board (above), comes with zip-off cover, 3".

049773 Each

